



PARENT MEETING OCTOBER 13, 2020

Astoria School District

Clatsop County School Metrics

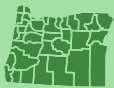
Clatsop County School Metrics (Per OHA):

Governor's School Re-Opening Metrics						
<u>Week of</u>	<u>County Case Rate</u>	<u>Change</u>	<u>County Positivity Rate</u>	<u>Change</u>	<u>State Positivity Rate</u>	<u>Change</u>
<u>8.2.20</u>	<u>15.3</u>	<u>unchanged</u>	<u>2.3%</u>	<u>-0.1%</u>	<u>5.2%</u>	<u>unchanged</u>
<u>8.9.20</u>	<u>15.3</u>	<u>unchanged</u>	<u>1.3%</u>	<u>unchanged</u>	<u>5.1%</u>	<u>unchanged</u>
<u>8.16.20</u>	<u>7.6</u>	<u>unchanged</u>	<u>0.8%</u>	<u>unchanged</u>	<u>4.8%</u>	<u>unchanged</u>
<u>8.23.20</u>	<u>5.1</u>	<u>unchanged</u>	<u>1.3%</u>	<u>unchanged</u>	<u>4.4%</u>	<u>unchanged</u>
<u>8.30.20</u>	<u>5.1</u>	<u>unchanged</u>	<u>0.0%</u>	<u>error</u>	<u>4.3%</u>	<u>unchanged</u>
<u>9.6.20</u>	<u>12.7</u>	<u>unchanged</u>	<u>4.5%</u>	<u>unchanged</u>	<u>5.0%</u>	<u>unchanged</u>
<u>9.13.20</u>	<u>43.2</u>	<u>unchanged</u>	<u>9.1%</u>	<u>+0.4%</u>	<u>5.7%</u>	<u>unchanged</u>
<u>9.20.20</u>	<u>233.9</u>	<u>unchanged</u>	<u>24.6%</u>	<u>unchanged</u>	<u>6.0%</u>	<u>-0.3%</u>
<u>9.27.20</u>	<u>35.6</u>	<u>unchanged</u>	<u>2.5%</u>	<u>+0.5%</u>	<u>6.2%</u>	<u>-0.1%</u>
<u>10.4.20</u>	<u>10.2</u>	<u>new</u>	<u>0.4%</u>	<u>new</u>	<u>6.4%</u>	<u>new</u>

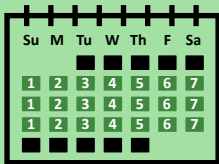
RETURN TO IN-PERSON INSTRUCTION

Schools must be in a county that is no longer in baseline phase.

For a school district that draws >10% of students or staff from one or more other counties, the rate of new "cases per 100,000" and percent of "test positivity" should be considered in each of those counties.



COUNTY METRICS
to be met three weeks
in a row

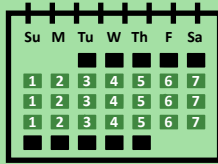


Case rate: ≤10 cases per 100,000 population in the preceding 7 days*

Test positivity: ≤5% in the preceding 7 days



STATE METRICS
to be met three weeks
in a row



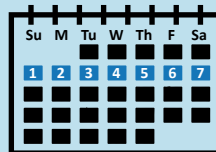
Test positivity: ≤5% in the preceding 7 days

***For Youth Correctional and Juvenile Detention Programs:**

This metric may exclude cases associated with corrections and detention facilities and other settings without direct association with community spread. Conversely, the decision to open youth correctional and juvenile detention education programs to in-person instruction should be made based on the spread of COVID-19 within the specific correction or detention facility.

PLAN TRANSITION TO COMPREHENSIVE DISTANCE LEARNING

For schools that have in-person instruction occurring, if one or more of the following metrics are met for **more than one week in a row**, planning for Comprehensive Distance Learning should occur, including training of all staff and communication with school communities.



COUNTY METRICS

Case rate: ≥20 cases per 100,000 population in the preceding 7 days*

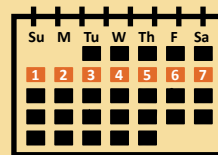
Test positivity: ≥7.5% in the preceding 7 days

INITIATE

COMPREHENSIVE DISTANCE LEARNING

with no exceptions

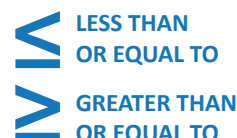
For schools that have in-person instruction occurring, if one or more of the following metrics are met for **more than one week in a row**, Comprehensive Distance Learning should be initiated.



COUNTY METRICS

Case rate: ≥30 cases per 100,000 population in the preceding 7 days*

Test positivity: ≥10% in the preceding 7 days





STATEWIDE ALLOWANCE FOR LIMITED IN-PERSON INSTRUCTION

LIMITED IN-PERSON INSTRUCTION FOR SPECIFIC GROUPS OF STUDENTS

As per ODE's Comprehensive Distance Learning guidance, providing limited in-person instruction to meet the needs of specific groups of students based on needed educational, relational, curricular, instructional, and/or assessment supports. This includes, but is not limited to, provisions for supporting students experiencing disability, English language learners, as well as programs such as career technical education (CTE) that may require hands-on demonstration of skills and the provision of secure assessment environments. **An exception to meeting state and county metrics to return to limited in-person instruction under Comprehensive Distance Learning should be prioritized under the following conditions :**



There have been **no confirmed cases** of COVID-19 among school staff or students in the **past 14 days**.



Schools fully comply with **sections 1-3** of the Ready Schools, Safe Learners guidance.



Schools fully comply with **Comprehensive Distance Learning Guidance** for Limited In-Person Instruction, which includes further limitations on cohort sizes, time, and more.



STATEWIDE EXCEPTION FOR 10-30 CASES PER 100,000 POPULATION

IN-PERSON EDUCATION FOR STUDENTS IN KINDERGARTEN - THIRD GRADE

It is expected that schools will offer in-class options for students in grade K-3 to the extent possible. Younger students get the virus at lower rates, get less sick when they get COVID-19 and may spread the virus less than older children or adults. Younger students also need access to in-person instruction to build literacy and numeracy skills critical to their continued learning. **An exception to meeting state and county metrics to return to in-person instruction for K-3 grade should be prioritized under the following conditions:**



There have been **no confirmed cases** of COVID-19 among school staff or students in the **past 14 days**.



Schools fully comply with **sections 1-3** of the Ready Schools, Safe Learners guidance.



The case rate in the county is **≤30 cases per 100,000** population in the preceding **7 days for the past 3 weeks**.



The **test positivity** in the county is **≤5%** in the preceding **7 days for the past 3 weeks**.



STATEWIDE EXCEPTION FOR DISTRICTS WITH ENROLLMENT OF ≤75 IN TOTAL

IN-PERSON EDUCATION FOR SMALL SCHOOL DISTRICTS

If the school district has an enrollment of ≤75 in total and county does not meet the metrics in the County Allowances section below (≤30 cases, with less than half of cases or ≤5 cases reported in the last week of the three-week period), **the Local Public Health Authority may work with the district to establish the following criteria and open the school(s) in the district to in-person instruction:**



There is not community spread in the school catchment area.*

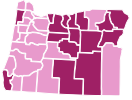


There is not community spread in the communities that serve as the primary employment and community centers (for shopping and other in-person services) and the school is isolated by a significant distance from communities reporting COVID-19 community spread in the previous three weeks.



The school does not serve a significant number of transfer students from outside its catchment area that are from communities reporting COVID-19 community spread in the previous three weeks.

**In considering community spread, public health should take into consideration the cases in the community, COVID-19 test availability in the community, recent percent positivity of tests, capacity in the community to respond to cases and outbreaks and the regional hospital capacity available for those with severe disease.*



LARGER POPULATION COUNTIES WITH A POPULATION OF >30,000 AND POPULATION DENSITY OF >6 PEOPLE PER SQUARE MILE

Benton, Clackamas, Clatsop, Columbia, Coos, Deschutes, Douglas, Jackson, Josephine, Klamath, Lane, Lincoln, Linn, Marion, Multnomah, Washington, Polk, Umatilla, and Yamhill

An allowance for returning to in-person instruction can happen under the following conditions:

✓ The case rate in the county is **≤30 cases per 100,000** population in the preceding 7 days for the **past 3 weeks**.

✓ The **test positivity** in the county is **≤5%** in the preceding 7 days for the **past 3 weeks**.

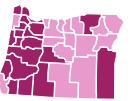
✓ There have been **no confirmed cases** of COVID-19 among school staff or students in the **past 14 days**.

✓ Schools fully comply with **sections 1-3** of the Ready Schools, Safe Learners guidance and students cannot be part of any single cohort, or part of multiple cohorts that is >50 people.

✓ The public or private school is remote and rural with an enrollment of **≤250 total** and no more than 10% of the students live outside the school's catchment area (students outside the catchment area include interdistrict and intradistrict transfers and the school may not accept new transfers from outside its catchment area (it must continue to serve all students within its boundaries).

Remote is defined as a public or private school that is located more than 8 miles from any public school that serves any of the same grade levels. This is based on the definitions used in ORS 327.077.

Rural is defined using the National Center for Education Statistics "Locale" codes, these are available through ODE.



SMALLER POPULATION COUNTIES WITH A POPULATION OF ≤30,000

Baker, Crook, Curry, Gilliam, Grant, Harney, Hood River, Jefferson, Lake, Morrow, Sherman, Tillamook, Union, Wallowa, Wasco, and Wheeler

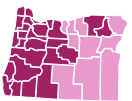
An allowance for returning to in-person instruction can happen under the following conditions:

✓ Schools fully comply with **sections 1-3** of the Ready Schools, Safe Learners guidance and students cannot be part of any single cohort, or part of multiple cohorts that are >50 people.

✓ **Total county COVID-19 cases** in the last three weeks is **≤30**, with less than half of cases (or **≤5 cases**) reported in the last week of the three-week period.

✓ The Local Public Health Authority indicates that there is **not community spread** in the school catchment area.*

✓ The public or private school has an **enrollment of ≤250 total** and no more than 10% of the students live outside the school's catchment area. (Students outside the catchment area include interdistrict and intradistrict transfers and the school may not accept new transfers from outside its catchment area (it must continue to serve all students within its boundaries)



LOW POPULATION DENSITY COUNTIES WITH A POPULATION DENSITY OF <6 PEOPLE PER SQUARE MILE

Baker, Gilliam, Grant, Harney, Lake, Malheur, Morrow, Sherman, Wallowa, and Wheeler

An allowance for returning to in-person instruction can happen under the following conditions:

✓ **Total county COVID-19 cases** in the last three weeks is **≤30**, with less than half of cases (or **≤5 cases**) reported in the last week of the three-week period.

✓ Schools fully comply with **sections 1-3** of the Ready Schools, Safe Learners guidance and students cannot be part of any single cohort, or part of multiple cohorts that is >50 people.

✓ The Local Public Health Authority indicates:

There is **not community spread** in the school catchment area.*

There is **not community spread** in the communities that serve as the primary employment and community centers (for shopping and other in-person services) and the school is **isolated by a significant distance** from communities reporting COVID-19 community spread in the previous three weeks.

The school **does not serve a significant number of transfer students** from outside its catchment area that are from communities reporting COVID-19 community spread in the previous three weeks.

*In considering community spread, public health should take into consideration the cases in the community, COVID-19 test availability in the community, recent percent positivity of tests, capacity in the community to respond to cases and outbreaks and the regional hospital capacity available for those with severe disease.