



**For Students and Teachers**

# Student Safety

Shared Vocabulary and Expectations

First Responders

Students

Staff

# SRP

## Standard Response Protocol



# 4 Actions

## Standard Response Protocol



**Lockout**



**Lockdown**



**Evacuate**



**Shelter**

# 4 Directives

**Standard Response Protocol**

**Lockout!** Secure the Perimeter

**Lockdown!** Locks, Lights, Out of Sight

**Evacuate!** To the Stated Location

**Shelter!** For Hazard using Method

# Public Address

Action and Directive is Repeated



**Lockout! Secure the Perimeter**  
**Lockout! Secure the Perimeter**

# Lockout

**Secure the Perimeter!**

**Used when a threat is outside the school**



# Lockout



**Students:**

**Return to inside of building**

**Do business as usual**



# Lockout



## Teachers:

**Recover students and staff from outside building**

**Teachers or Administration lock outside doors**

**Increase situational awareness**

**Take roll, account for students**

**Do business as usual**

# **Discussion:**

**When might a Lockout occur?**

**What is your role during a Lockout?**

# **Discussion:**

**What happens in a Lockout during class changes?**

**Can we leave the school during a Lockout?**

# Lockdown



**Locks, Lights, Out of Sight!**

**Used when there is a threat inside the building**

# Lockdown



## Students:

**Move away from corridor line of sight**

**Maintain silence**

# Lockdown



## Teachers:

**Lock classroom door**

**Lights out**

**Move away from corridor line of sight**

**Maintain silence**

**Take roll, account for students**

# Discussion:

What's the difference between  
Lockout and Lockdown?

# Lockdown

## Other Considerations





# **Discussion:**

**What if you're outside?**

**What if there's no teacher?**

**What if the fire alarm sounds?**

# Evacuate



**To Stated Location using Method**  
**Moving students in an orderly fashion**

# Evacuate



## Students:

Leave stuff behind

Form a single file line

Be prepared for other evacuation instructions

Go to the stated location

# Evacuate



## Students:

**Might be asked to hold hands of person in front and behind**

**Might be asked to cover your head**

**Might be asked to crawl**

# Evacuate



## Teachers:

**Grab classroom role sheet if possible**

**Lead students to Evacuation Assembly location**

**Take roll, account for students**

# Evacuate



## Examples:

**Evacuate Hand in Hand! To the Gymnasium**

**Evacuate and Cover! To the Hallways**

**Evacuate Away**

**Self Evacuate**

# Discussion:

Why do we use the methods?

Are there other actions?

# Shelter

**For Hazard, Use Method  
Personal or group protection**





# Shelter



**Students:**

**Listen for type of Hazard and Shelter method**

# Shelter



## Teachers:

Listen for type of Hazard and Shelter method  
Take roll, account for students

# Shelter



## **Hazard Examples:**

**Shelter for Earthquake! Drop, Cover and Hold**

**Shelter for Tornado! Drop, Cover and Hold**

**Shelter for Hazmat! Seal the room**

**Shelter for Fire! Drop and crawl**

**Shelter for Bomb! Drop, Cover and Hold**

**Shelter in Silence!**

# Shelter



## Method Examples:

Drop, Cover and Hold

Seal the room

Drop and crawl

In Silence

# **Discussion:**

**Are there other Hazards?**

**Are there other Methods?**

# Tell Parents



## Student Safety

A critical ingredient in the safe school recipe is the classroom response to an incident at school. Weather events, fire, accidents, intruders and other threats to student safety are scenarios that are planned and trained for by students, teachers, staff and administration.

## SRP

Our school is expanding the safety program to include the Standard Response Protocol (SRP). The SRP is based on these four actions: Lockout, Lockdown, Evacuate and Shelter. In the event of an emergency, the action and appropriate direction will be called on the PA.

**Lockout** - "Secure the Perimeter"

**Lockdown** - "Locks, Lights, Out of Sight"

**Evacuate** - "To the Announced Location"

**Shelter** - "Using Announced Type and Method"

## Training

Please take a moment to review these actions. Students and staff will be trained and the school will drill these actions over the course of the school year.

More information can be found at <http://iloveugays.org>



## Lockout Secure the Perimeter

Lockout is called when there is a threat or hazard outside of the school building.

### Students:

- Return to inside of building
- Do business as usual

### Teachers:

- Recover students and staff from outside building
- Increased situational awareness
- Take roll, account for students
- Do business as usual
- Take roll, account for students



## Lockdown Locks, Lights, Out of Sight

Lockdown is called when there is a threat or hazard inside the school building.

### Students:

- Move away from sight
- Maintain silence

### Teachers:

- Lock classroom door
- Lights out
- Move away from sight
- Maintain silence
- Wait for First Responders to open door
- Take roll, account for students



## Evacuate To the Announced Location

Evacuate is called to move students and staff from one location to another.

### Students:

- Leave stuff behind
- Form a single file line
- Take the hands of person in front and behind
- Be prepared for alternatives during response.

### Teachers:

- Grab roll sheet if possible
- Lead students to Evacuation Location
- Take roll, account for students



## Shelter Using the Announced Type and Method

Shelter is called when the need for personal protection is necessary.

### Types:

- For Tornado
- For Bomb
- For Hazmat

### Methods:

- Drop, Cover and Hold
- And Seal
- In Silence

### Students:

- Use Appropriate Method

### Teachers:

- Use Appropriate Method
- Take roll, account for students




























# Assembly

## The Evacuation Assembly

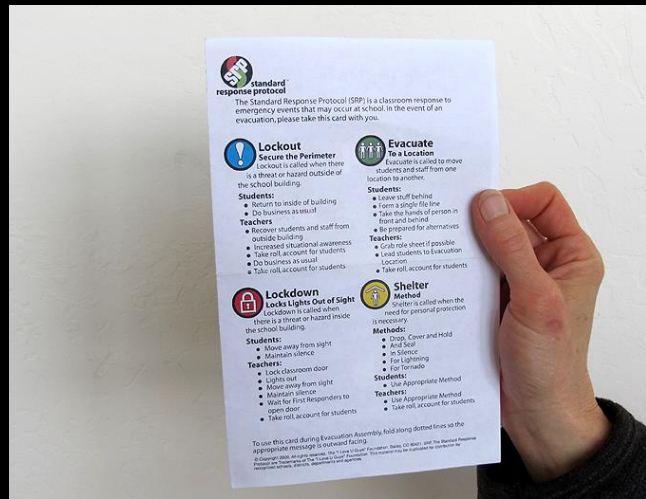
# Assembly Card

## Red Card / Green Card / Med Card

<p>OK</p>	<p> <b>standard response protocol</b></p> <p>The Standard Response Protocol (SRP) is a classroom response to emergency events that may occur at school. In the event of an evacuation, please take this card with you.</p> <table border="0"> <tr> <td data-bbox="776 906 1016 1159"> <p> <b>Lockout</b> <b>Secure the Perimeter</b> Lockout is called when there is a threat or hazard outside of the school building.</p> <p><b>Students:</b></p> <ul style="list-style-type: none"> <li>Return to inside of building</li> <li>Do business as usual</li> </ul> <p><b>Teachers:</b></p> <ul style="list-style-type: none"> <li>Recover students and staff from outside building</li> <li>Increased situational awareness</li> <li>Take roll, account for students</li> <li>Do business as usual</li> <li>Take roll, account for students</li> </ul> </td> <td data-bbox="1016 906 1256 1159"> <p> <b>Evacuate</b> <b>To a Location</b> Evacuate is called to move students and staff from one location to another.</p> <p><b>Students:</b></p> <ul style="list-style-type: none"> <li>Leave stuff behind</li> <li>Form a single file line</li> <li>Take the hands of person in front and behind</li> <li>Be prepared for alternatives</li> </ul> <p><b>Teachers:</b></p> <ul style="list-style-type: none"> <li>Grab role sheet if possible</li> <li>Lead students to Evacuation Location</li> <li>Take roll, account for students</li> </ul> </td> </tr> <tr> <td data-bbox="206 1189 753 1602"> <p>OK</p> </td> <td data-bbox="753 1189 1302 1602"> <table border="0"> <tr> <td data-bbox="776 1196 1016 1450"> <p> <b>Lockdown</b> <b>Locks Lights Out of Sight</b> Lockdown is called when there is a threat or hazard inside the school building.</p> <p><b>Students:</b></p> <ul style="list-style-type: none"> <li>Move away from sight</li> <li>Maintain silence</li> </ul> <p><b>Teachers:</b></p> <ul style="list-style-type: none"> <li>Lock classroom door</li> <li>Lights out</li> <li>Move away from sight</li> <li>Maintain silence</li> <li>Wait for First Responders Only to open door</li> <li>Take roll, account for students</li> </ul> </td> <td data-bbox="1016 1196 1256 1450"> <p> <b>Shelter</b> <b>Type/Method</b> Shelter is called when the need for personal protection is necessary.</p> <p><b>Types:</b></p> <ul style="list-style-type: none"> <li>For Tornado</li> <li>For Bomb</li> <li>For Hazmat</li> </ul> <p><b>Methods:</b></p> <ul style="list-style-type: none"> <li>Drop, Cover and Hold</li> <li>And Seal</li> <li>In Silence</li> </ul> <p><b>Students:</b></p> <ul style="list-style-type: none"> <li>Use Appropriate Method</li> </ul> <p><b>Teachers:</b></p> <ul style="list-style-type: none"> <li>Use Appropriate Method</li> <li>Take roll, account for students</li> </ul> </td> </tr> </table> <p>To use this card during Evacuation Assembly, fold along dotted lines so the appropriate message is outward facing.</p> <p><small>© Copyright 2009. All rights reserved. The "I Love U Guys" Foundation. Only CO 0047 SRP The Standard Response Protocol is trademark of The "I Love U Guys" Foundation. All other trademarks are the property of their respective owners.</small></p> </td> </tr> <tr> <td data-bbox="1392 761 1942 1189"> <p>Medical Help</p>  </td> <td data-bbox="1942 761 2479 1189"> <p>Help</p> </td> </tr> <tr> <td data-bbox="1392 1189 1942 1602">  <p>Medical Help</p> </td> <td data-bbox="1942 1189 2479 1602"> <p>Help</p> </td> </tr> </table>	<p> <b>Lockout</b> <b>Secure the Perimeter</b> Lockout is called when there is a threat or hazard outside of the school building.</p> <p><b>Students:</b></p> <ul style="list-style-type: none"> <li>Return to inside of building</li> <li>Do business as usual</li> </ul> <p><b>Teachers:</b></p> <ul style="list-style-type: none"> <li>Recover students and staff from outside building</li> <li>Increased situational awareness</li> <li>Take roll, account for students</li> <li>Do business as usual</li> <li>Take roll, account for students</li> </ul>	<p> <b>Evacuate</b> <b>To a Location</b> Evacuate is called to move students and staff from one location to another.</p> <p><b>Students:</b></p> <ul style="list-style-type: none"> <li>Leave stuff behind</li> <li>Form a single file line</li> <li>Take the hands of person in front and behind</li> <li>Be prepared for alternatives</li> </ul> <p><b>Teachers:</b></p> <ul style="list-style-type: none"> <li>Grab role sheet if possible</li> <li>Lead students to Evacuation Location</li> <li>Take roll, account for students</li> </ul>	<p>OK</p>	<table border="0"> <tr> <td data-bbox="776 1196 1016 1450"> <p> <b>Lockdown</b> <b>Locks Lights Out of Sight</b> Lockdown is called when there is a threat or hazard inside the school building.</p> <p><b>Students:</b></p> <ul style="list-style-type: none"> <li>Move away from sight</li> <li>Maintain silence</li> </ul> <p><b>Teachers:</b></p> <ul style="list-style-type: none"> <li>Lock classroom door</li> <li>Lights out</li> <li>Move away from sight</li> <li>Maintain silence</li> <li>Wait for First Responders Only to open door</li> <li>Take roll, account for students</li> </ul> </td> <td data-bbox="1016 1196 1256 1450"> <p> <b>Shelter</b> <b>Type/Method</b> Shelter is called when the need for personal protection is necessary.</p> <p><b>Types:</b></p> <ul style="list-style-type: none"> <li>For Tornado</li> <li>For Bomb</li> <li>For Hazmat</li> </ul> <p><b>Methods:</b></p> <ul style="list-style-type: none"> <li>Drop, Cover and Hold</li> <li>And Seal</li> <li>In Silence</li> </ul> <p><b>Students:</b></p> <ul style="list-style-type: none"> <li>Use Appropriate Method</li> </ul> <p><b>Teachers:</b></p> <ul style="list-style-type: none"> <li>Use Appropriate Method</li> <li>Take roll, account for students</li> </ul> </td> </tr> </table> <p>To use this card during Evacuation Assembly, fold along dotted lines so the appropriate message is outward facing.</p> <p><small>© Copyright 2009. All rights reserved. The "I Love U Guys" Foundation. Only CO 0047 SRP The Standard Response Protocol is trademark of The "I Love U Guys" Foundation. All other trademarks are the property of their respective owners.</small></p>	<p> <b>Lockdown</b> <b>Locks Lights Out of Sight</b> Lockdown is called when there is a threat or hazard inside the school building.</p> <p><b>Students:</b></p> <ul style="list-style-type: none"> <li>Move away from sight</li> <li>Maintain silence</li> </ul> <p><b>Teachers:</b></p> <ul style="list-style-type: none"> <li>Lock classroom door</li> <li>Lights out</li> <li>Move away from sight</li> <li>Maintain silence</li> <li>Wait for First Responders Only to open door</li> <li>Take roll, account for students</li> </ul>	<p> <b>Shelter</b> <b>Type/Method</b> Shelter is called when the need for personal protection is necessary.</p> <p><b>Types:</b></p> <ul style="list-style-type: none"> <li>For Tornado</li> <li>For Bomb</li> <li>For Hazmat</li> </ul> <p><b>Methods:</b></p> <ul style="list-style-type: none"> <li>Drop, Cover and Hold</li> <li>And Seal</li> <li>In Silence</li> </ul> <p><b>Students:</b></p> <ul style="list-style-type: none"> <li>Use Appropriate Method</li> </ul> <p><b>Teachers:</b></p> <ul style="list-style-type: none"> <li>Use Appropriate Method</li> <li>Take roll, account for students</li> </ul>	<p>Medical Help</p> 	<p>Help</p>	 <p>Medical Help</p>	<p>Help</p>
<p> <b>Lockout</b> <b>Secure the Perimeter</b> Lockout is called when there is a threat or hazard outside of the school building.</p> <p><b>Students:</b></p> <ul style="list-style-type: none"> <li>Return to inside of building</li> <li>Do business as usual</li> </ul> <p><b>Teachers:</b></p> <ul style="list-style-type: none"> <li>Recover students and staff from outside building</li> <li>Increased situational awareness</li> <li>Take roll, account for students</li> <li>Do business as usual</li> <li>Take roll, account for students</li> </ul>	<p> <b>Evacuate</b> <b>To a Location</b> Evacuate is called to move students and staff from one location to another.</p> <p><b>Students:</b></p> <ul style="list-style-type: none"> <li>Leave stuff behind</li> <li>Form a single file line</li> <li>Take the hands of person in front and behind</li> <li>Be prepared for alternatives</li> </ul> <p><b>Teachers:</b></p> <ul style="list-style-type: none"> <li>Grab role sheet if possible</li> <li>Lead students to Evacuation Location</li> <li>Take roll, account for students</li> </ul>										
<p>OK</p>	<table border="0"> <tr> <td data-bbox="776 1196 1016 1450"> <p> <b>Lockdown</b> <b>Locks Lights Out of Sight</b> Lockdown is called when there is a threat or hazard inside the school building.</p> <p><b>Students:</b></p> <ul style="list-style-type: none"> <li>Move away from sight</li> <li>Maintain silence</li> </ul> <p><b>Teachers:</b></p> <ul style="list-style-type: none"> <li>Lock classroom door</li> <li>Lights out</li> <li>Move away from sight</li> <li>Maintain silence</li> <li>Wait for First Responders Only to open door</li> <li>Take roll, account for students</li> </ul> </td> <td data-bbox="1016 1196 1256 1450"> <p> <b>Shelter</b> <b>Type/Method</b> Shelter is called when the need for personal protection is necessary.</p> <p><b>Types:</b></p> <ul style="list-style-type: none"> <li>For Tornado</li> <li>For Bomb</li> <li>For Hazmat</li> </ul> <p><b>Methods:</b></p> <ul style="list-style-type: none"> <li>Drop, Cover and Hold</li> <li>And Seal</li> <li>In Silence</li> </ul> <p><b>Students:</b></p> <ul style="list-style-type: none"> <li>Use Appropriate Method</li> </ul> <p><b>Teachers:</b></p> <ul style="list-style-type: none"> <li>Use Appropriate Method</li> <li>Take roll, account for students</li> </ul> </td> </tr> </table> <p>To use this card during Evacuation Assembly, fold along dotted lines so the appropriate message is outward facing.</p> <p><small>© Copyright 2009. All rights reserved. The "I Love U Guys" Foundation. Only CO 0047 SRP The Standard Response Protocol is trademark of The "I Love U Guys" Foundation. All other trademarks are the property of their respective owners.</small></p>	<p> <b>Lockdown</b> <b>Locks Lights Out of Sight</b> Lockdown is called when there is a threat or hazard inside the school building.</p> <p><b>Students:</b></p> <ul style="list-style-type: none"> <li>Move away from sight</li> <li>Maintain silence</li> </ul> <p><b>Teachers:</b></p> <ul style="list-style-type: none"> <li>Lock classroom door</li> <li>Lights out</li> <li>Move away from sight</li> <li>Maintain silence</li> <li>Wait for First Responders Only to open door</li> <li>Take roll, account for students</li> </ul>	<p> <b>Shelter</b> <b>Type/Method</b> Shelter is called when the need for personal protection is necessary.</p> <p><b>Types:</b></p> <ul style="list-style-type: none"> <li>For Tornado</li> <li>For Bomb</li> <li>For Hazmat</li> </ul> <p><b>Methods:</b></p> <ul style="list-style-type: none"> <li>Drop, Cover and Hold</li> <li>And Seal</li> <li>In Silence</li> </ul> <p><b>Students:</b></p> <ul style="list-style-type: none"> <li>Use Appropriate Method</li> </ul> <p><b>Teachers:</b></p> <ul style="list-style-type: none"> <li>Use Appropriate Method</li> <li>Take roll, account for students</li> </ul>								
<p> <b>Lockdown</b> <b>Locks Lights Out of Sight</b> Lockdown is called when there is a threat or hazard inside the school building.</p> <p><b>Students:</b></p> <ul style="list-style-type: none"> <li>Move away from sight</li> <li>Maintain silence</li> </ul> <p><b>Teachers:</b></p> <ul style="list-style-type: none"> <li>Lock classroom door</li> <li>Lights out</li> <li>Move away from sight</li> <li>Maintain silence</li> <li>Wait for First Responders Only to open door</li> <li>Take roll, account for students</li> </ul>	<p> <b>Shelter</b> <b>Type/Method</b> Shelter is called when the need for personal protection is necessary.</p> <p><b>Types:</b></p> <ul style="list-style-type: none"> <li>For Tornado</li> <li>For Bomb</li> <li>For Hazmat</li> </ul> <p><b>Methods:</b></p> <ul style="list-style-type: none"> <li>Drop, Cover and Hold</li> <li>And Seal</li> <li>In Silence</li> </ul> <p><b>Students:</b></p> <ul style="list-style-type: none"> <li>Use Appropriate Method</li> </ul> <p><b>Teachers:</b></p> <ul style="list-style-type: none"> <li>Use Appropriate Method</li> <li>Take roll, account for students</li> </ul>										
<p>Medical Help</p> 	<p>Help</p>										
 <p>Medical Help</p>	<p>Help</p>										




# Take Roll



# Assembly Card

## Red Card / Green Card / Yellow Card

OK	 <p>The Standard Response Protocol (SRP) is a classroom response to emergency events that may occur at school. In the event of an evacuation, please take this card with you.</p> <div style="display: flex; justify-content: space-between;"> <div data-bbox="776 906 1016 1159"> <p><b>Lockout</b> <b>Secure the Perimeter</b> Lockout is called when there is a threat or hazard outside of the school building.</p> <p><b>Students:</b></p> <ul style="list-style-type: none"> <li>Return to inside of building</li> <li>Do business as usual</li> </ul> <p><b>Teachers:</b></p> <ul style="list-style-type: none"> <li>Recover students and staff from outside building</li> <li>Increased situational awareness</li> <li>Take roll, account for students</li> <li>Do business as usual</li> <li>Take roll, account for students</li> </ul> </div> <div data-bbox="1016 906 1256 1159"> <p><b>Evacuate</b> <b>To a Location</b> Evacuate is called to move students and staff from one location to another.</p> <p><b>Students:</b></p> <ul style="list-style-type: none"> <li>Leave stuff behind</li> <li>Form a single file line</li> <li>Take the hands of person in front and behind</li> <li>Be prepared for alternatives</li> </ul> <p><b>Teachers:</b></p> <ul style="list-style-type: none"> <li>Grab role sheet if possible</li> <li>Lead students to Evacuation Location</li> <li>Take roll, account for students</li> </ul> </div> </div> <div style="display: flex; justify-content: space-between;"> <div data-bbox="776 1196 1016 1450"> <p><b>Lockdown</b> <b>Locks Lights Out of Sight</b> Lockdown is called when there is a threat or hazard inside the school building.</p> <p><b>Students:</b></p> <ul style="list-style-type: none"> <li>Move away from sight</li> <li>Maintain silence</li> </ul> <p><b>Teachers:</b></p> <ul style="list-style-type: none"> <li>Lock classroom door</li> <li>Lights out</li> <li>Move away from sight</li> <li>Maintain silence</li> <li>Wait for First Responders Only to open door</li> <li>Take roll, account for students</li> </ul> </div> <div data-bbox="1016 1196 1256 1450"> <p><b>Shelter</b> <b>Type/Method</b> Shelter is called when the need for personal protection is necessary.</p> <p><b>Types:</b></p> <ul style="list-style-type: none"> <li>For Tornado</li> <li>For Bomb</li> <li>For Hazmat</li> </ul> <p><b>Methods:</b></p> <ul style="list-style-type: none"> <li>Drop, Cover and Hold</li> <li>And Seal</li> <li>In Silence</li> </ul> <p><b>Students:</b></p> <ul style="list-style-type: none"> <li>Use Appropriate Method</li> </ul> <p><b>Teachers:</b></p> <ul style="list-style-type: none"> <li>Use Appropriate Method</li> <li>Take roll, account for students</li> </ul> </div> </div> <p>To use this card during Evacuation Assembly, fold along dotted lines so the appropriate message is outward facing.</p> <p><small>© Copyright 2009. All rights reserved. The "I Love U Guys" Foundation. Only CO 0047 SRP The Standard Response Protocol is trademark of The "I Love U Guys" Foundation. All other trademarks are the property of their respective owners.</small></p>	Alert	Help
OK	Alert	Help	



# Scenarios

## The SRP in Action



**Lockout**



**Lockdown**



**Evacuate**



**Shelter**

# Scenario 1

## Criminal Activity in the Area



**Lockout**



**Lockdown**



**Evacuate**



**Shelter**

# Scenario 2

## Armed Intruder



**Lockout**



**Lockdown**



**Evacuate**



**Shelter**



# **SRP Review**

## **Standard Response Protocol**



**Lockout**



**Lockdown**



**Evacuate**



**Shelter**

**A Very Special Thanks To:**



Adams 12   
Five Star Schools

The logo for Adams 12 Five Star Schools features the text "Adams 12" in a white, outlined font, followed by a cluster of five white stars. A red arc curves over the text. Below "Adams 12" is the text "Five Star Schools" in a red, outlined font.



# **Peace.**

**It does not mean to be in a place where there is no noise, trouble, or hard work.**

**It means to be in the midst of those things and still be calm in your heart.**